

Megarip

Print Your Vision



Serendipity

Get The Most Out Of Your Printer

Megarip is a versatile, stand-alone RIP and print solution for producing fine art photography, vibrant photo canvas, durable outdoor display, striking screen prints, and vivid textiles.

At Serendipity, we know you need a smart, flexible way to submit, manage and layout your jobs for print to any media, at any size. We know you need software that expands to give you the processing power to handle big jobs and meet tight deadlines. Above all, we know you need a precise colour management system that produces images with the same colour, depth and dynamic range captured on camera, or to assure your clients their branding is in safe hands.

Megarip is built for photographers, designers and print professionals who need consistent, high-quality prints from a single desktop printer, or a fleet of large format inkjet printers.

Overview

Megarip is a Client & Server based software package, designed to run on any combination of Windows, macOS, or Linux systems.

Once the Server is running, there is no limit to the number of Clients that can connect and run. A security dongle authorises access to the software and various input/output licenses.

The Serendipity Client, with a range of built-in applications and modules, acts as the hub for all configuration and job monitoring processes. It can be run on the same machine or on another locally (LAN) or remotely (WAN) networked computer.

The Workbench application contains all the information for your job processing requirements - from calcheck charts, gradation curves, paper profiles and printer setups, to press configurations, ICC profiles, and jobtickets.

Monitor your print queues and more with the Jobs application. See at a glance any submitted jobs for tracking; view current printer status, ink levels, warnings and error messages.



Printing Made Easy

Serendipity Megarip supports all major printer manufacturer brands, including Canon, CET Color, CIP3, Durst, Encad, Epson, Fujifilm, HP, HP Scitex, Inca, Mimaki, Mutoh, Nanoo, Oce, Roland, Techsage, Teckwin, and Vutek.

A complete list of supported drivers can be found on the Serendipity Support website: www.serendipity-software.com.au/products/technical-specifications





Colour Management

Featuring an ICC v4.2 compliant colour management system, Megarip allows true 16-bit processing of files, ensuring the colour fidelity and consistency of your printed images.

Monitor calibration provides colour-accurate previews of jobs before committing them to print. Advanced linearisation calibrates ink channels and grey-balances your printer. Black Point Compensation converts the full dynamic range of your images to the printer's colour gamut.

Workflow

Megarip understands a wide range of file formats including TIFF, JPEG, PNG, Photoshop PSD, PDF and postscript.

Submit or preview files straight from your desktop with integrated menu options. Place jobs into Drop Folders for automatic processing. Submit jobs directly from any application with Megarip Pro.

Use Jobtickets to control colour, size, effects and other print options across one or more printers. Save them with your jobs for exact-match reprints. Display, monitor and manage your jobs during processing and printing with the Jobs application.

Screen Printing

Megarip can function as an affordable inkjet computer-to-plate (CTP) system for producing short-run press plates.

Screen Print mode automatically separates files into individual process and spot ink plates for film printing. Print separations using a selected printer ink. Overlay additional inks to increase density or alter the hue of the output film. Customise the screening method, dot shape, screen angle and frequency for each channel.

Supercell Mode produces better dot shape and sharp high-quality halftone output.

Serendipity Updater

The Serendipity Updater provides a simple and convenient way of updating Serendipity Megarip and standalone Serendipity Client applications.

The Updater tracks the current software installation status and automatically checks for available software updates, bug fixes, maintenance patches, and new drivers.

New updates are listed along with release notes, previously installed updates are logged in the Updater, and notes can be viewed at any time.





Studio & Manual Nesting

Megarip features powerful and easy to use Studio application to place images and plan print layouts.

The Studio application makes manual nesting and batch layouts quick and easy. Submit your files as Assets (previews), then simply drag and drop them into place. Studio can auto-arrange any layout to minimise media waste, prepare images for canvas wrapping, or set up tiling for printing large images, like billboards.

Create a set of user-defined frames with Step and Repeat for job placement, then repeat them across and/or down the layout area. Repeat the same image, or a combination of images to completely fill the available media for printing.

Transform a file into a canvas print, ready for mounting with Canvas Wrap mode. Customise everything from frame size, frame thickness, back wrap size and back wrap printing to get your canvas just right.

The tiling function is available for printing large jobs like billboards, or jobs larger than the available print media. Templates for specific layouts can be created and stored for repeat use.

Automatic Nesting & Quick Step-and-Repeat

If you prefer Megarip decides how to nest your jobs, enable the automatic nesting function in the Output settings. Megarip will intelligently arrange jobs to cut print times, minimise waste and reduce labour intensive hand-cutting.

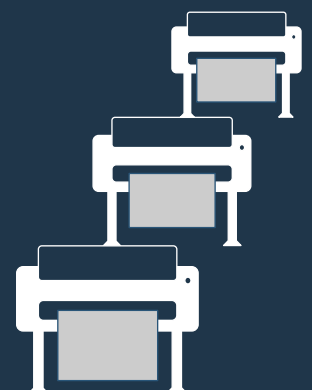
Step and repeat functionality is available for fast, repetitive printing straight from the file submit dialog box. With configurable quantity and spacing requirements, it makes for speedy reproduction of single or multiple files.

Unlimited Seats, Unlimited Printers

Megarip is a Server/Client based system supporting an unlimited number of local or networked clients at no additional cost.

Client interface settings can be individualised or shared with other users. A Secure Mode option allows selective user access to functions and job information.

Your software includes a printer driver suite that allows it to run an unlimited number of your chosen brand of printer.





Printer Control

Megarip uses intelligent ink limiting to achieve optimal colour densities, while consuming the least amount of ink. Paper profiles can be individually tailored to specific media. Ink limiting and dot selection save on ink use without compromising colour density.

Monitor your printer's current status, ink levels and remaining media. Load Balancing efficiently manages your output across multiple printers.

N-Colour Mode allows textile designers to customise and manage alternate printer ink sets. Support for CMYK, Black and White, RGB and multi-colour print modes.

Download printer presets via a built-in Media Catalogue to get you up and printing fast.

Set For Proofing

SoftProof is our on-screen proofing application. Combined with Displays, our monitor calibration and verification application, SoftProof can supplement your print proofing - or replace it entirely.

Real-time, multi-resolution zooming of large print files, and a Virtual Loupe allow the smallest job details to be checked before committing to print.


Configure Press simulation settings to view proofs on screen with precise colour accuracy. Check jobs for bleed or errors before sending them to print. See at a glance how a job will print using a newspaper stock, or a glossy magazine media with a simple mouse click. Full high DPI (4K / UHD) monitor support provides true print quality soft proofing, before committing to print.

Drag & Drop Job Submission

The DropZone module makes it easy for anyone to drop a job for processing on to a designated output configuration. Use Jobtickets to precisely control your job processing and print options.

Submit jobs directly from third party applications like Photoshop, or straight from your desktop/file manager with a few clicks.

Publish Pagesetups so anyone can submit to a designated output across your network.





Always Have a Backup Plan

The Archives application allows you to make backups or archives of your Workbench configurations and calibrated colour workflows. Individual items or complete systems can be archived for safekeeping.

Set automatic backup times to always have a current database on hand. Backup Server and Client preferences for sharing or installing on new machines. Import and export database archives with ease.

Database Utility

In addition to the database backup provided by the Archives application and Server Backup function, the Workbench keeps its own backup and item version storage to maintain database integrity for day-to-day use.

The Database Utility provides a simple interface enabling users to verify and maintain the health of the configurations integral to Megarip colour management, print, and proofing workflows.

Maximum Processing

Share the workload of processing jobs across multiple devices with Clustering & ClusterStatus. Increase your processing power by adding extra cluster nodes to your network. They can be enabled for use in imaging, rendering or both.


Monitor and manage any connected cluster nodes with the Clustering application. View the current imaging and rendering status of jobs on any Master Servers or cluster nodes.

Monitoring Your Workflow

The Jobs application provides a centralised, easy way to manage your workflow.

Display and manage jobs before, during, and after processing across multiple print/output queues.

Choose one or more pre-set tabs, then tailor them to show the information you need, the way you want to see it. Extensive toolbar and menu options are available to control every facet of your job processing.



Megarip Solutions

We have a range of products available to suit your colour management and printing workflow.

Megarip Pro

Print anything at any size on any media.

From archival quality photographs, to brilliantly coloured textiles or eye-catching billboards, with Megarip Pro you can print without limits.

SVG, TIFF, JPEG, PNG, Scitex CT, PSD,
BMG + PS, EPS, PDF

Print Directly From Any Application

Unlimited Client Seats

Unlimited Print Size

Also available in A1 and A2 sizing

Default input drivers

1 Output driver suite of your choice* plus default output drivers

Megarip Screenprint

Separation specialist.

Screen print films or inkjet CTP plates - Megarip Screenprint gives you separations with pin-point registration for colour accurate print-runs.

SVG, TIFF, JPEG, PNG, Scitex CT, PSD,
BMG + PS, EPS, PDF

Print Directly From Any Application

Unlimited Client Seats

Unlimited Print Size

Separated single colour output only

Default input drivers

1 Output driver suite of your choice* plus default output drivers

Megarip Raster

Printing for Non-Postscript Workflows.

From epic landscapes to soulful portraits, in radiant colour or timeless black and white. Photography is an art - Megarip Raster Edition makes photo printing your business.

SVG, TIFF, JPEG, PNG, Scitex CT, PSD, BMG

Print Supported Files Using Drag and Drop

Unlimited Client Seats

Unlimited Print Size

Also available in A1 and A2 sizing

Default input drivers

1 Output driver suite of your choice* plus default output drivers

Megarip C5

Professional printing for one.

Made for freelance photographers and designers - Megarip C5 focuses the power and features of Megarip Pro into a streamlined single user package.

SVG, TIFF, JPEG, PNG, Scitex CT, PSD,
BMG + PS, EPS, PDF

Print Directly From Any Application

Single Client Seat

Unlimited Print Size

Default input drivers

1 Output driver suite of your choice* plus default output drivers

*from supported list of drivers

Serendipity Knowledge Base

Available 24/7, the Serendipity Knowledge Base contains a wealth of helpful articles to assist you with software configuration, printer calibration and much more.

Visit skb.serendipity-software.com.au



Applications

The following applications are available with all Megarip products*

No additional purchase necessary.

Applications

Archives

Make partial or complete backups of your Workbench configurations.

Calcheck

Verify the calibration status of a printer.

Clustering

Allocate and manage Imaging and Rendering tasks across multiple computers and networks.

Densitometer

Measure and display density readings taken with a Densitometer or Spectrophotometer.

Displays

Create ICC profiles for system monitors and accurate onscreen soft proofing.

FlipBook

Display a publication as a 2D or 3D virtual book.

Jobs

Display jobs before, during and after processing, and allows users to manage jobs through the system to plot their progress with a pre-configured user interface.

Lineariser

Create a linearisation curve for use with a Jobticket or Media.

Monitor

Display and manage jobs as they pass through Megarip.

SoftProof

Proof jobs onscreen.

Spectro

Display, compare and/or save colours measured using a Spectrophotometer.

Studio

Designed for the manual nesting or tiling of jobs.

Workbench

The principal configuration tool for Megarip.


*excluding Megarip C5

Media Catalogue

The Media Catalogue is a comprehensive collection of presets created by our colour experts and dealer partners.

Constantly expanding, the Media Catalogue is there to help you start printing as quickly as possible. No need to worry about paper or colour profiling, that's all been done for you. The Media Catalogue accesses the Serendipity Software website in order to download and install Media configurations for use within the Serendipity Client.

Just select a driver, install the media and you're ready to go.



Modules

The following modules are available with all Megarip products*

No additional purchase necessary.

Modules

ClientLog

Displays a log of Client messages that may be generated during normal Client operations.

ClusterStatus

Monitors the progress of Imaging and Rendering tasks on the Server and any active Cluster Nodes.

DropZone

A place to drag and drop files for processing.

MediaStatus

A window showing the current calibration status of a Media data type and a progress bar showing the amount of media (e.g. Paper) used.

QueueManager

View and manage jobs after they have been submitted for processing.

QueueStatus

A progress meter showing the current status of active jobs on the selected queue.

ServerLog

Displays any system, error and polling messages from the Server.

Status

Shows the disk status (usage) of the Server processing areas.

Thumbnail

Displays a thumbnail of jobs as they image or render.

*excluding Megarip C5

Megarip C5 is a streamlined, user-friendly raster image processor designed for the digital photographic, exhibition, short-run poster, and billboard industries. Built around the same colour management system as Blackmagic and Megarip, C5 includes features and applications created for photographers, design professionals and users of large and grand format inkjet printers.

The C5 Client has its own unique design, with access to Studio, SoftProof functions, job management tools and more. For more information on C5, visit the Serendipity website.

Display Calibration

Keep your monitors calibrated with the Displays application, ensuring what you see on screen is what you see in print.

Displays automatically adjusts screen gamma, brightness levels and white point to suit your proofing environment. Use a supported spectrophotometer to calibrate displays and light booths, or measure ambient light sources.

Calcheck management maintains your monitor colour at a press proofing standard.




Serendipity

To learn more about our products and what makes us different,
visit our website:

www.serendipity-software.com.au

 Level 2, 69-71 Edward St | Pyrmont NSW 2009 | Australia

 info@serendipity-software.com.au

 +61 2 8060 1411